

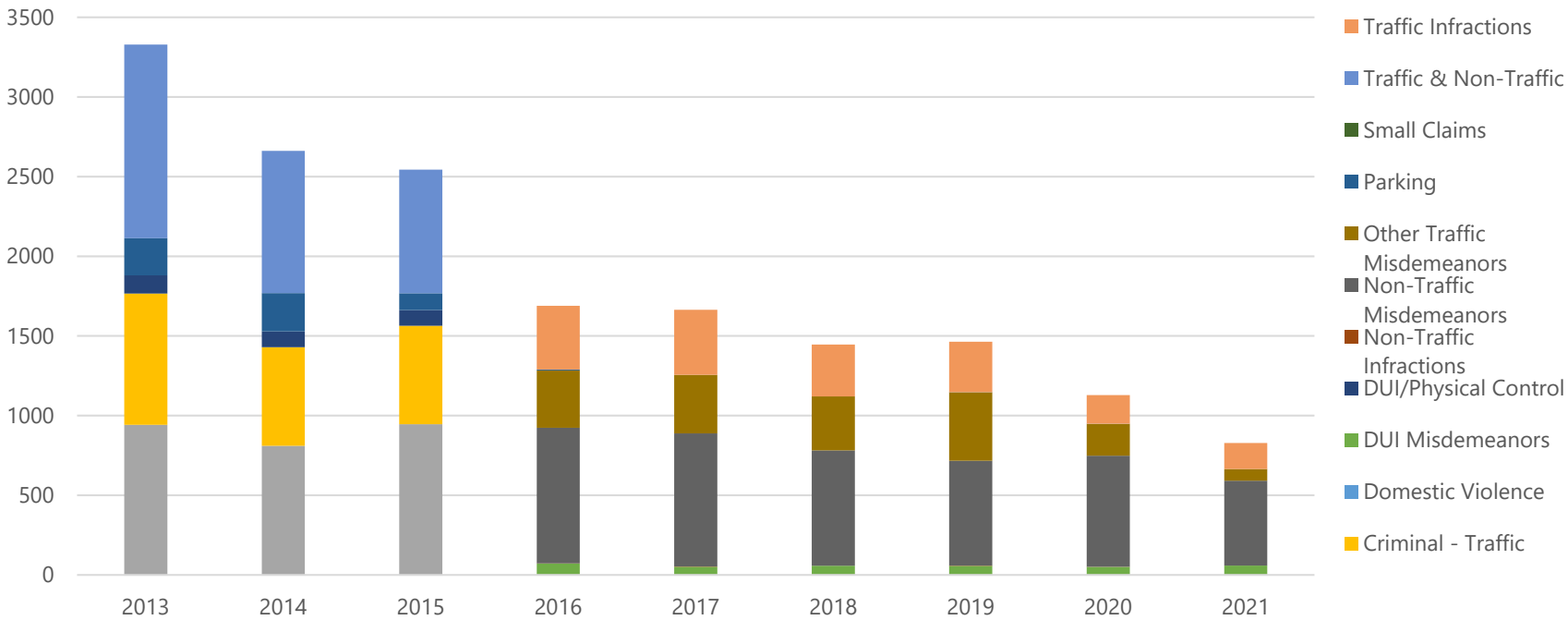
# Municipal Court Update

General Government & Public Safety Committee | 11/22/2022



# Background - Filings

City of Lacey - Filings, 2013-2021

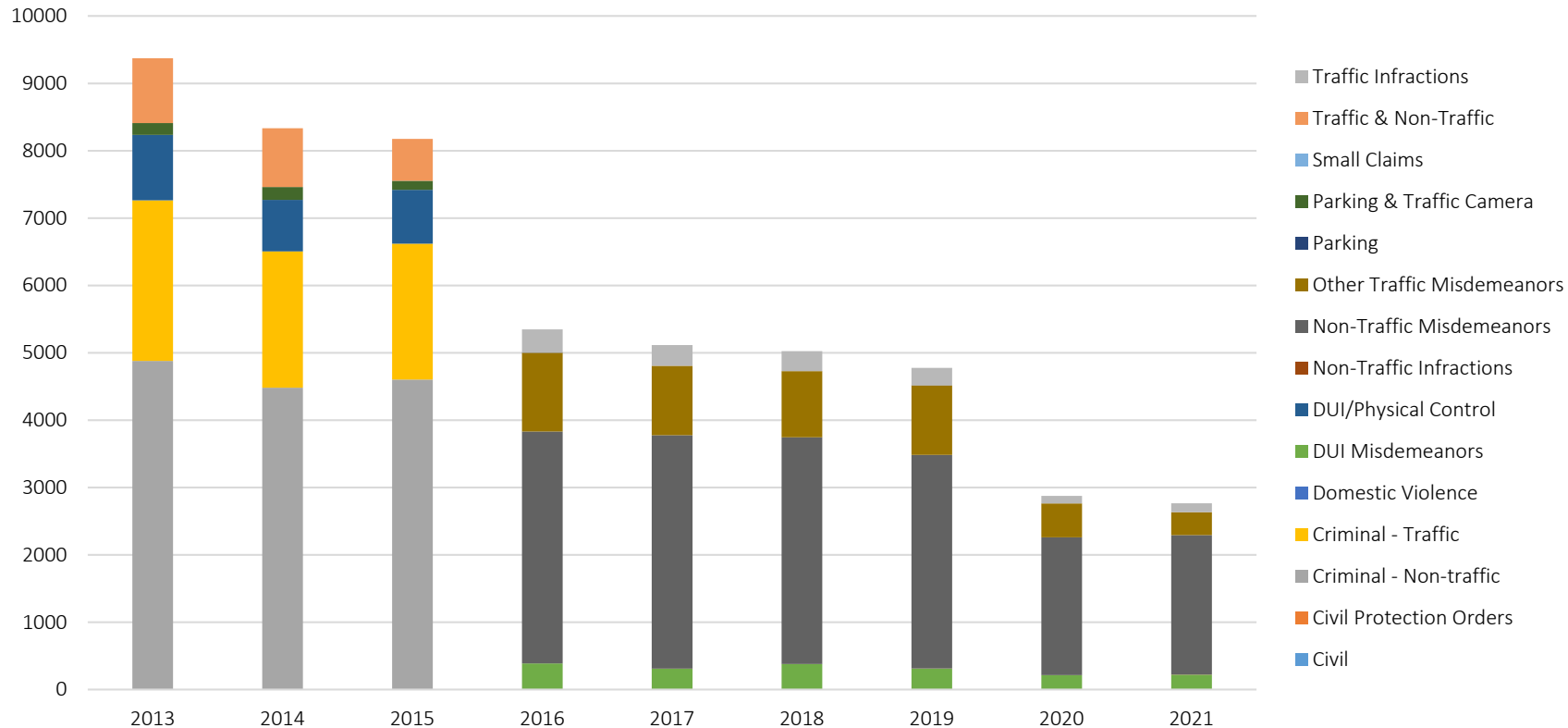


Year	Total Filings	Change year
2013	3329	
2014	2662	-20%
2015	2544	-4%
2016	1689	-34%
2017	1664	-1%
2018	1446	-13%
2019	1464	1%
2020	1129	-23%
2021	828	-27%



# Background - Proceedings

City of Lacey - Proceedings, 2013 -2021

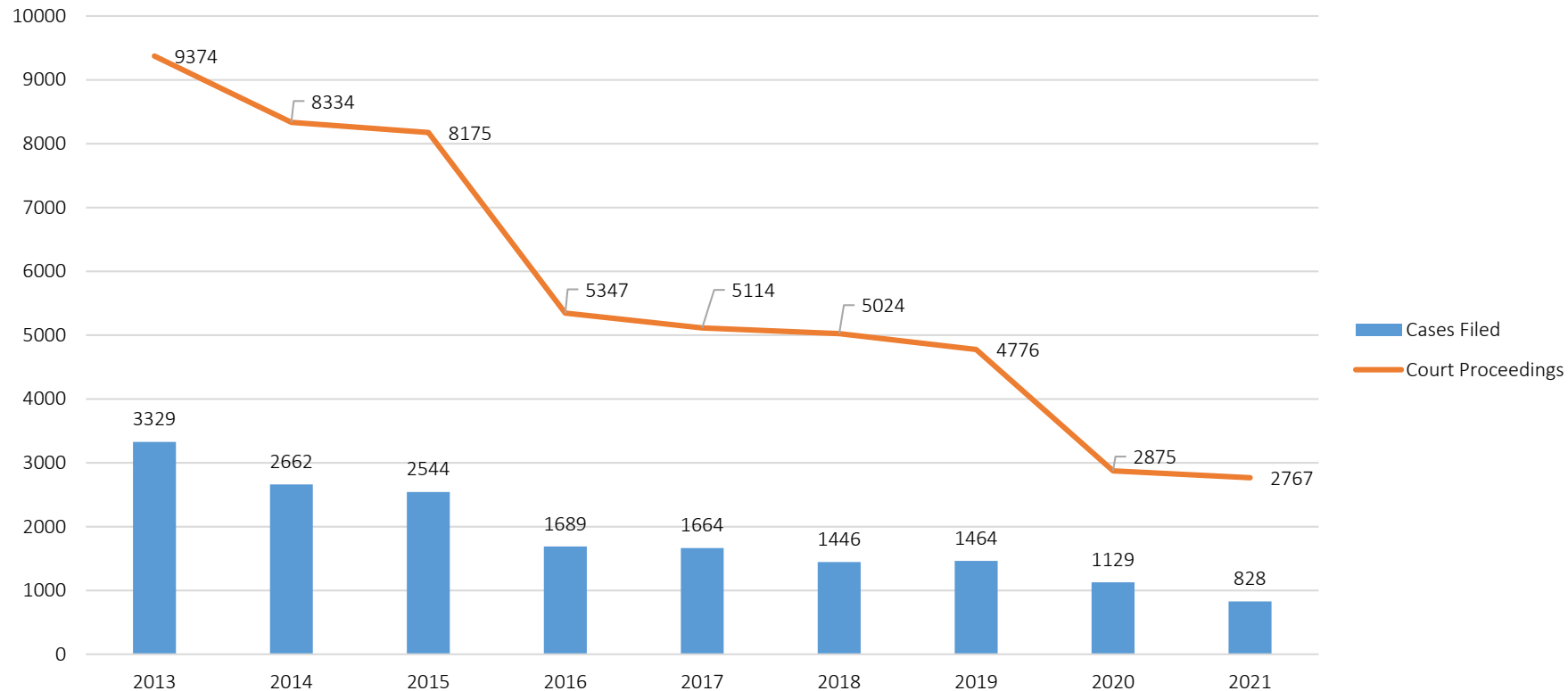


Year	Total Proc.	Change year
2013	9374	
2014	8334	-11%
2015	8175	-2%
2016	5347	-35%
2017	5114	-4%
2018	5024	-2%
2019	4776	-5%
2020	2875	-40%
2021	2767	-4%



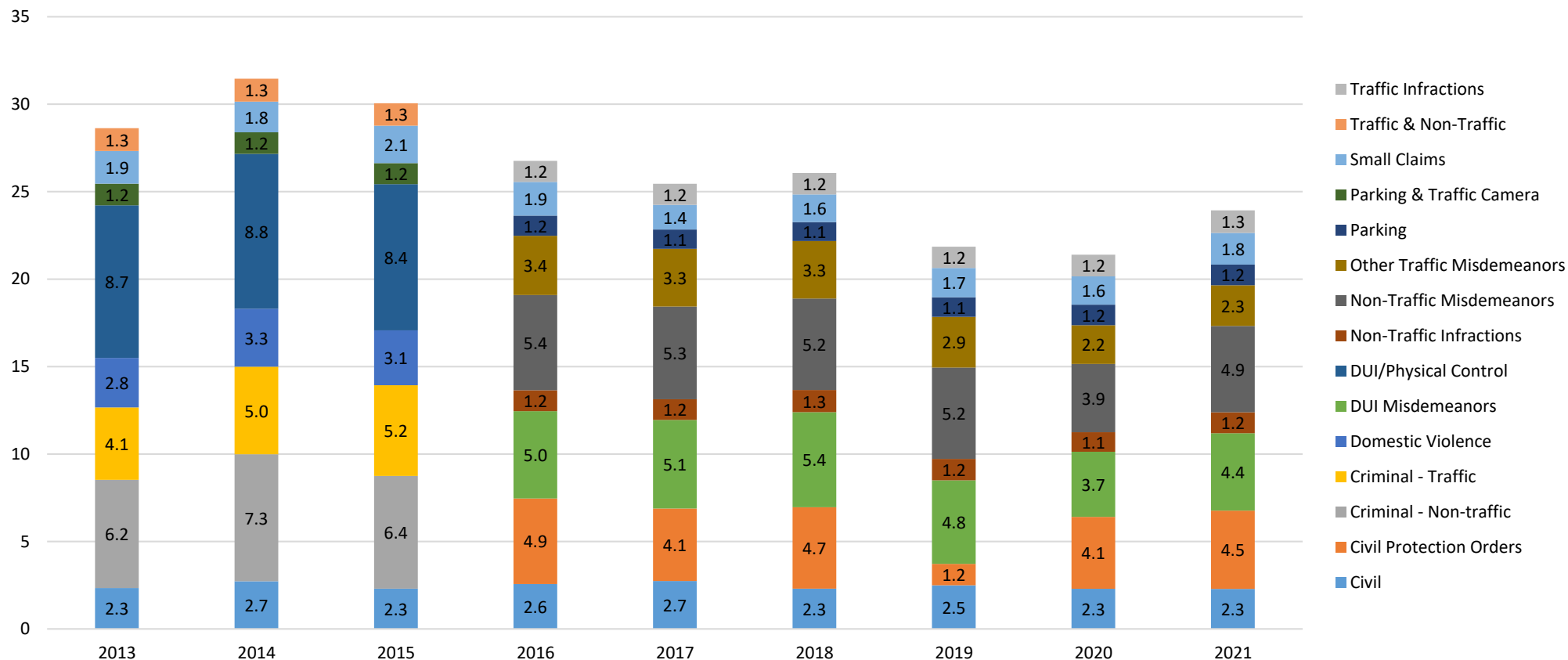
# Background – Filings & Proceedings

City of Lacey - Filings and Proceedings, 2013 -2021



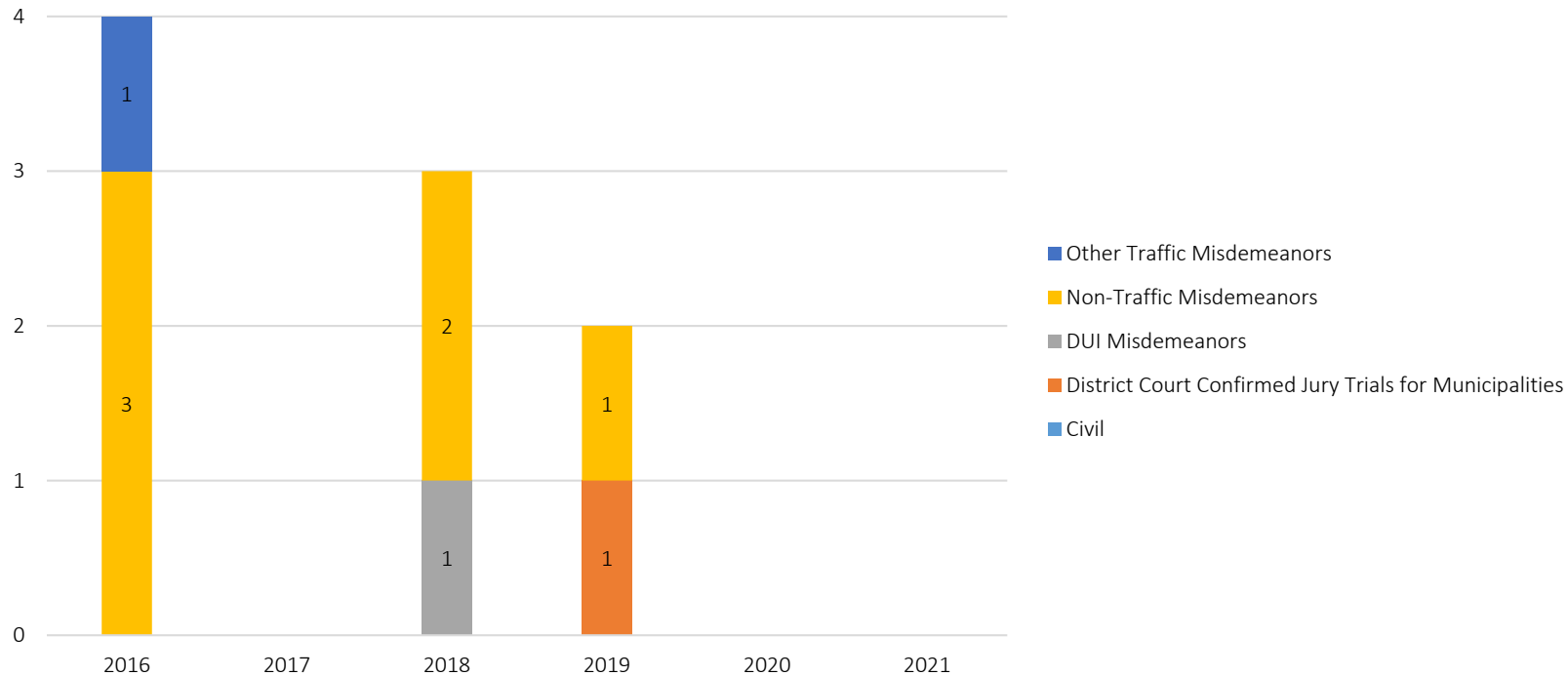
# Background – Proceedings per Filing

City of Lacey - Proceedins per Filing, 2013 -2021



# Background – Jury Trials Held

City of Lacey - Jury Trials Held, 2016 - 2021



Year	Total Proc.
2016	4
2017	
2018	3
2019	2
2020	
2021	



# Background - History

History ILAs with Thurston County District Court for Municipal Court Services

- 2011-2016
- 2017-2022

## Basic Structure

- **Filing fees:** City pays for services based on a schedule for each criminal or traffic infractions filed.
  - Adjusted for inflation annually
- **Jury Trial fees:** Additional fee for the cost of summoning a jury
- **Annual Cap:** Highest total fees allowed

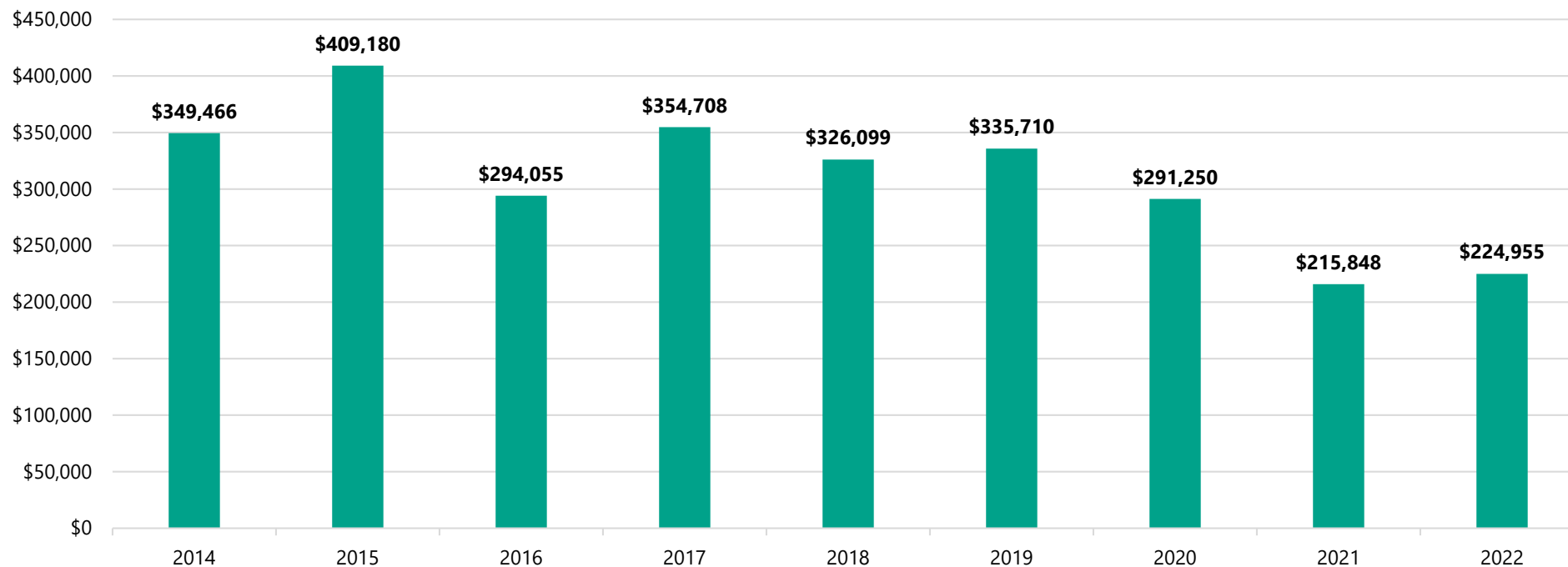
Traffic	\$ 52.00
Parking	\$ 50.00
DUI	\$ 367.00
Criminal Traffic	\$ 207.00
Criminal Non-Traffic	\$ 285.00

2017	\$400,000
2018	\$400,000
2019	\$400,000
2020	\$425,000
2021	\$425,000
2022	\$425,000 plus 100% of CPI up to a maximum of 5%



# Background – Service Cost

City of Lacey - Municipal Court Costs, 2014-2022\*



\* 2022 Estimate





# Background – Court Rate Study

- Thurston County tool to determine filing fees and jury fees
- Performed in 2017 & 2022
- Computes municipal billing rates using a **marginal cost relative weight methodology**
  - All case processing and support costs are distributed to all filed cases by relative weight to services
    - A “Proceeding Multiplier” is derived from the **number of proceedings conducted** for each type of case filed in court.
      - Filing = 1
      - Each Proceeding = 1
      - Example = DUI Misdemeanor has 1 filing + 4.4 proceedings. This totals 5.4 for the multiplier



# Background – Court Rate Study

## A few items of note...

- **Impact of the pandemic**
- **Mental Health** - District Court mental health services are now completely funded by County mental health sales tax. Mental health services were excluded.
- **Probation Services** – Staffing increases, cost of the Probation Office has doubled.
  - Use closely corresponds to the number of **Criminal and DUI cases** as all probational clients receiving services would be for criminal and DUI citations.
- **Increased staffing** – 32.75 FTEs, added 4.5 FTEs



# Background – Court Rate Study

## Schedule 6b - Cost Per Filing/Proceeding

Description	Amount
Hourly Court Office Cost (Schedule 5)	\$43.37
Hours Per Day	8.00
<b>Daily Court Office Jury Support Cost</b>	<b>\$ 346.93</b>
Daily Court Office Jury Support Cost (From Above)	\$346.93
Total District Court Jury Trials Held (Schedule 6a)	35.00
<b>Jury Trial Court Support Costs</b>	<b>\$ 12,143</b>
Annual Court Office Cost (Schedule 5)	\$ 2,069,564
Judicial Cost For Non-Jury Proceedings (From Schedule 6a)	1,036,750
District Court Proceeding Security Cost (From Schedule 3b)	222,559
Courtroom Cost for Proceedings (Schedule 8b)	208,288
Jury Trial Court Support Costs (From Above)	(12,143)
<b>Adjusted Court Office Cost</b>	<b>\$ 3,525,018</b>
Cases Filed - Average from 2017 through 2019 (From Schedule 1)	33,778
Proceedings - Average from 2017 through 2019 (From Schedule 1)	29,804
<b>Average Filings &amp; Proceedings</b>	<b>63,582</b>
Adjusted Court Office Cost (From Above)	\$ 3,525,018
Average Filings & Proceedings (From Above)	63,582
<b>Cost Per Filing/Proceeding</b>	<b>\$ 55.44</b>



# Proposed Rates

Service	Filings & Proceedings				Probation Sur-Charge (Sch 6c)	Filed Case Fee	2 Year 3.0% COLA Inflator	2023 Billable Case Rate
	Proceeding Multiplier (Sch 1)	Cost Per Filing/ Proceeding (Sch 6b)	GF Sup Serv Cost Rate (Sch 5)	Case File Service Fee				
Traffic & Non-Traffic	1.22	\$55.44	\$3.99	\$72.51	\$72.51	\$4.35	\$76.86	
DUI	5.08	\$55.44	\$3.99	\$301.91	\$ 66.80	\$368.71	\$22.12	\$390.84
Criminal - Traffic	3.15	\$55.44	\$3.99	\$187.21	\$ 66.80	\$254.01	\$15.24	\$269.25
Criminal - Non-traffic	5.25	\$55.44	\$3.99	\$312.01	\$ 66.80	\$378.81	\$22.73	\$401.54
Civil Protection Orders	3.34	\$55.44	\$3.99	\$198.50		\$198.50	\$11.91	\$210.41
Small Claims	2.50	\$55.44	\$3.99	\$148.58		\$148.58	\$8.91	\$157.49
Parking	1.56	\$55.44	\$3.99	\$92.71		\$92.71	\$5.56	\$98.27
Civil	1.09	\$55.44	\$3.99	\$64.78		\$64.78	\$3.89	\$68.67



# Proposed Rates

Service	Filings & Proceedings				Probation Sur-Charge (Sch 6c)	Filed Case Fee	2 Year 3.0% COLA Inflator	2023 Billable Case Rate
	Proceeding Multiplier (Sch 1)	Cost Per Filing/ Proceeding (Sch 6b)	GF Sup Serv Cost Rate (Sch 5)	Case File Service Fee				
Traffic & Non-Traffic	1.22	\$55.44	\$3.99	\$72.51		\$72.51	\$4.35	\$76.86
DUI	5.08	\$55.44	\$3.99	\$301.91	\$ 66.80	\$368.71	\$22.12	\$390.84
Criminal - Traffic	3.15	\$55.44	\$3.99	\$187.21	\$ 66.80	\$254.01	\$15.24	\$269.25
Criminal - Non-traffic	5.25	\$55.44	\$3.99	\$312.01	\$ 66.80	\$378.81	\$22.73	\$401.54
Civil Protection Orders	3.34	\$55.44	\$3.99	\$198.50		\$198.50	\$11.91	\$210.41
Small Claims	2.50	\$55.44	\$3.99	\$148.58		\$148.58	\$8.91	\$157.49
Parking	1.56	\$55.44	\$3.99	\$92.71		\$92.71	\$5.56	\$98.27
Civil	1.09	\$55.44	\$3.99	\$64.78		\$64.78	\$3.89	\$68.67



# Proposed Rates

Service	Filings & Proceedings				Probation Sur-Charge (Sch 6c)	Filed Case Fee	2 Year 3.0% COLA Inflatior	2023 Billable Case Rate
	Proceeding Multiplier (Sch 1)	Cost Per Filing/ Proceeding (Sch 6b)	GF Sup Serv Cost Rate (Sch 5)	Case File Service Fee				
Traffic & Non-Traffic	1.22	\$55.44	\$3.99	\$72.51		\$72.51	\$4.35	\$76.86
DUI	5.08	\$55.44	\$3.99	\$301.91	\$ 66.80	\$368.71	\$22.12	\$390.84
Criminal - Traffic	3.15	\$55.44	\$3.99	\$187.21	\$ 66.80	\$254.01	\$15.24	\$269.25
Criminal - Non-traffic	5.25	\$55.44	\$3.99	\$312.01	\$ 66.80	\$378.81	\$22.73	\$401.54
Civil Protection Orders	3.34	\$55.44	\$3.99	\$198.50		\$198.50	\$11.91	\$210.41
Small Claims	2.50	\$55.44	\$3.99	\$148.58		\$148.58	\$8.91	\$157.49
Parking	1.56	\$55.44	\$3.99	\$92.71		\$92.71	\$5.56	\$98.27
Civil	1.09	\$55.44	\$3.99	\$64.78		\$64.78	\$3.89	\$68.67

\$68



# Projected Cost - 2023

- Adjusts annually for inflation – increase shall not be greater than 5%

- Proposed 2023 Rates:

Infraction		\$77.00
Parking		\$68.00
DUI		\$391.00
Criminal Traffic	\$269.00	
Criminal Non-Traffic		\$402.00
Jury Trial		\$136.00

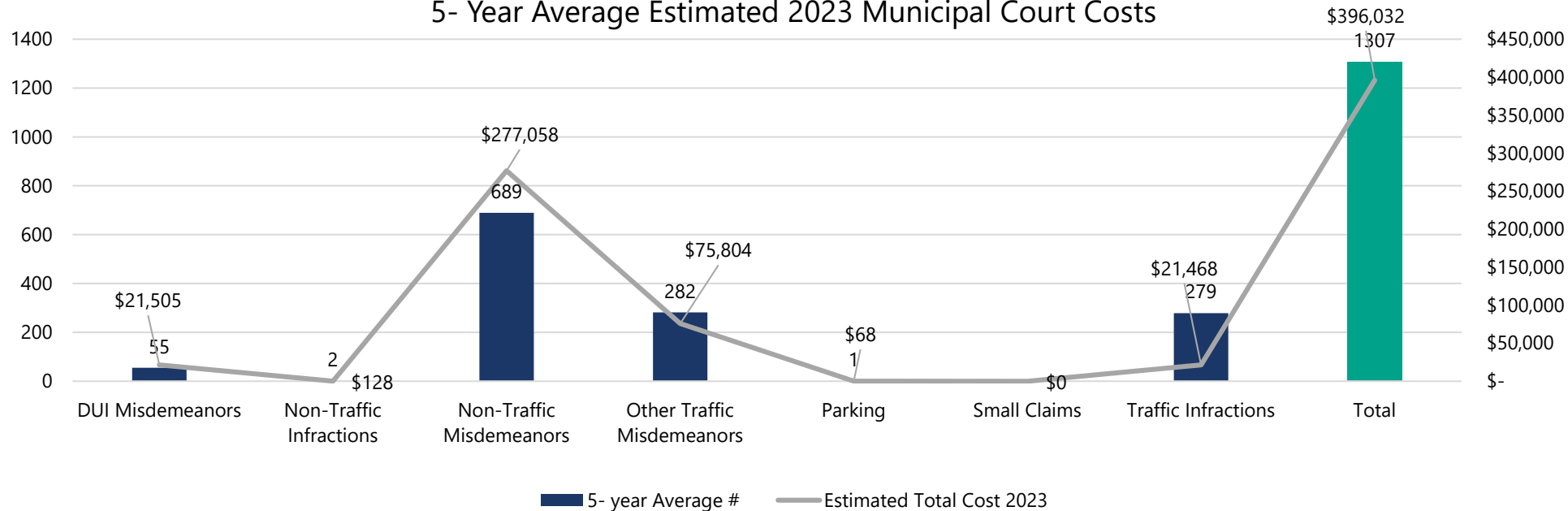
- **Annual Cap:** Less than \$500,000
- **Next Steps:** ILA for 2023+ coming soon



# Background – Court Rate Study

- **IMPACT:** 14.9% revenue increase for the City of Lacey anticipated
- **2023 fees estimate:** \$325,000 to \$425,000
- **Unknowns:** Post pandemic, potential Blake legislation, other legislation, etc.

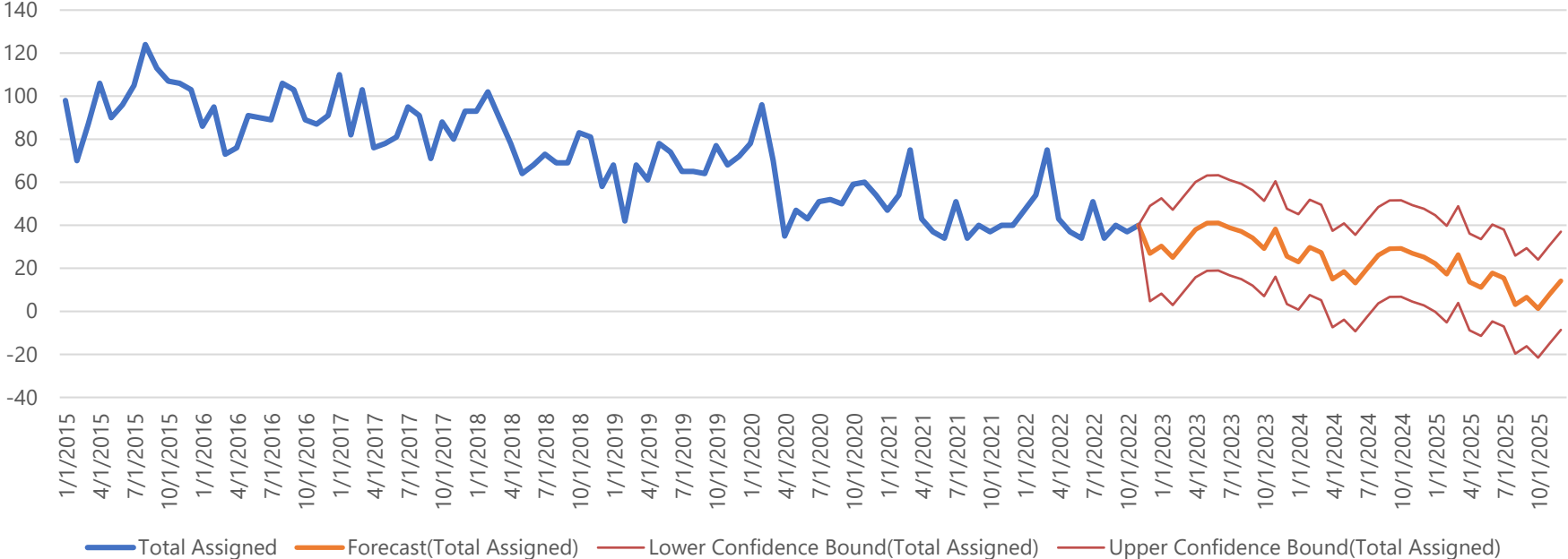
5- Year Average Estimated 2023 Municipal Court Costs





# Background – Public Defenders

TABLE B: Actuals and Forecast 2023-2025



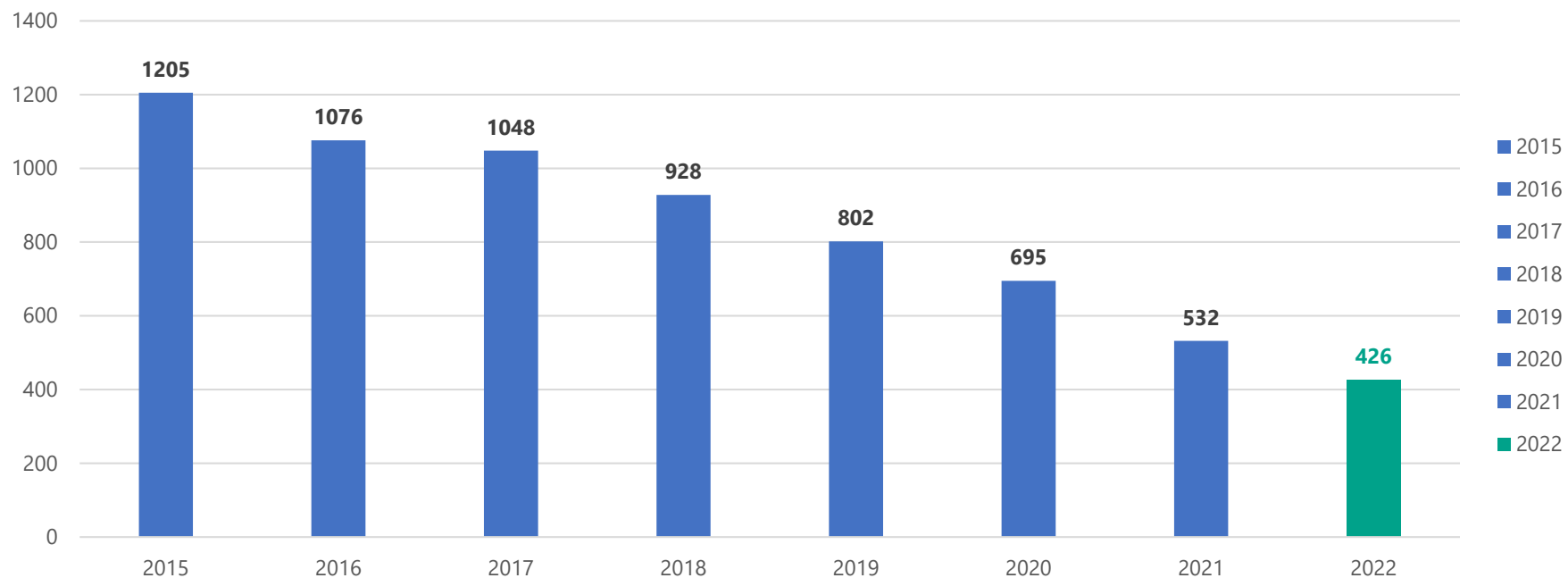
Pre-COVID the number of public defender cases for the City was declining.

This trend is consistent with many jurisdictions in Washington state.



# Background – Public Defenders

TABLE A: Total Assigned Cases 2015 - 2022



The City anticipates we will have approximately **420 to 520** cases total in 2022.



# Questions?

