SEC. 9, T17N, R1W, W.M.

SCALE: 1"=20 FEET

0 10 20 40

CITY OF LACEY COORDINATE SYSTEM

AREA OF 12" EXCAVATION W/ 6" FIBER REINFORCED HMA & 6" CSBC

GENERAL NOTES:

1. ALL PAVEMENT REMOVAL LIMITS TO BE DETERMINED BY THE ENGINEER IN FIELD. THE CONTRACTOR SHALL BE RESPONSIBLE FOR COORDINATING MARKINGS WITH THE CITY PRIOR TO ROADWAY REMOVAL.

TYPICAL CROSS-SECTION NOTES:

1. EXISTING PAV'T THICKNESS IS EXPECTED TO BE 4"-6".
2. CROSS SECTIONS ARE NOT SHOWN TO SCALE

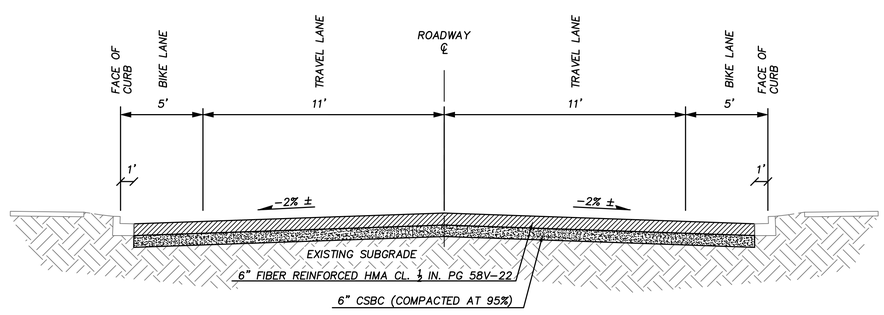

ROADWAY SECTION A (RAINIER RD SE)

CITY OF LACEY, WASHINGTON
DEPARTMENT OF PUBLIC WORKS
420 COLLEGE STREET SE
LACEY, WA 98503-1238 (360) 491-5600

LACEY

DESIGNED:	BP
DRAFTED:	BP
CHECKED:	JK
HORZ. SCALE:	1"=20'
VERT. SCALE:	1"=5'
FILE:	RAINIERRD.DWG

RAINIER RD PAVEMENT REPAIR
RAINIER RD PLANS

REVISION BLOCK		
NO.	DATE	DESCRIPTION

PAGE NO.	SHEET NO.
C2	1
DWG NO.	OF
D-22-22	3

SEC. 33, T18N, R1W, W.M.



SCALE: 1"=20 FEET
0 10 20 40
CITY OF LACEY COORDINATE SYSTEM

AREA OF 2.5" PAVEMENT REMOVAL W/ 2.5" FIBER REINFORCED HMA OVERLAY

GENERAL NOTES:

1. ALL PAVEMENT REMOVAL LIMITS TO BE DETERMINED BY THE ENGINEER IN FIELD. THE CONTRACTOR SHALL BE RESPONSIBLE FOR COORDINATING MARKINGS WITH THE CITY PRIOR TO ROADWAY REMOVAL.

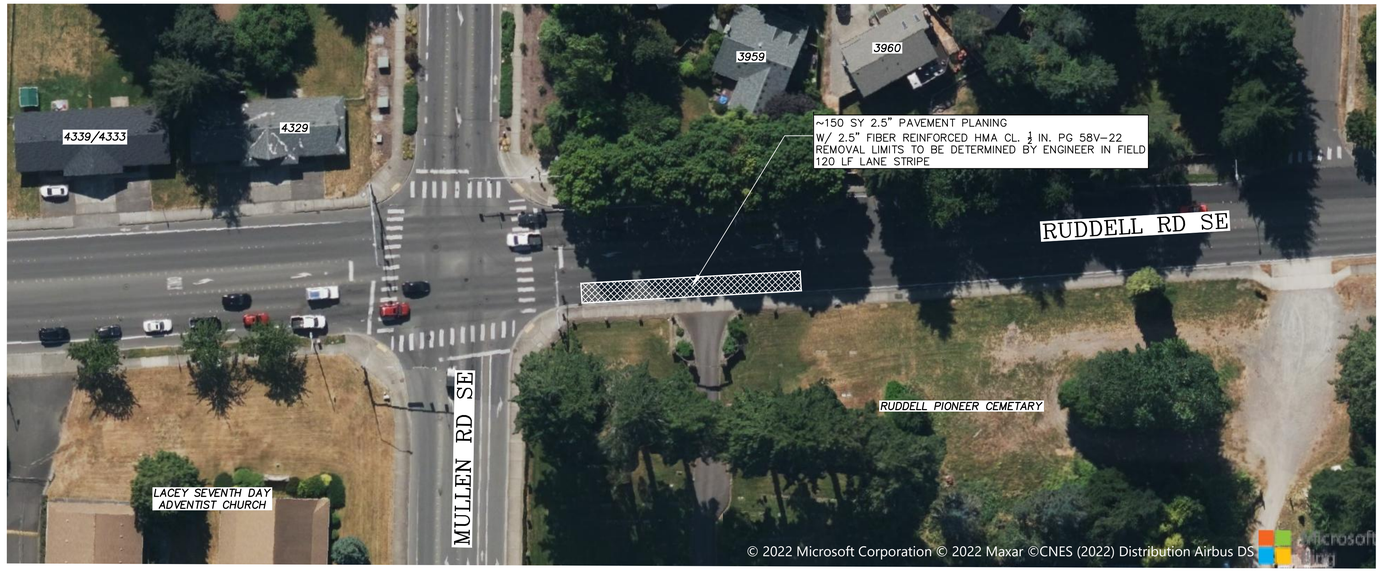

SCALE: 1"=20 FEET
0 10 20 40
CITY OF LACEY COORDINATE SYSTEM

AREA OF 2.5" PAVEMENT REMOVAL W/ 2.5" FIBER REINFORCED HMA OVERLAY

CITY OF LACEY, WASHINGTON
DEPARTMENT OF PUBLIC WORKS
420 COLLEGE STREET SE
LACEY, WA 98503-1238 (360) 491-5600

LACEY

DESIGNED:	BP
DRAFTED:	BP
CHECKED:	JK
HORZ. SCALE:	1"=20'
VERT. SCALE:	1"=5'
FILE:	RUDDELL.DWG

RAINIER RD PAVEMENT REPAIR
RUDDELL RD PLANS

REVISION BLOCK		
NO.	DATE	DESCRIPTION

PAGE NO.	SHEET NO.
C2	2
DWG NO.	OF
D-22-22	3

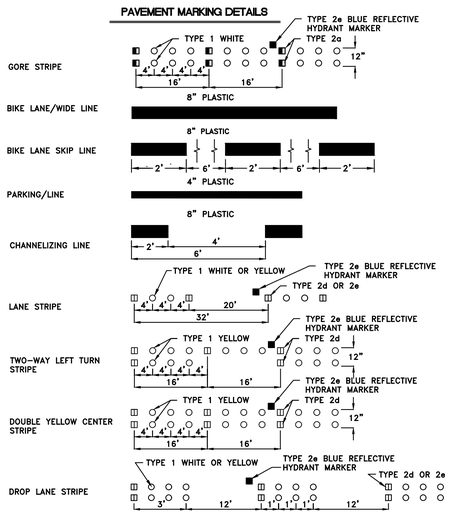

STRIPING DETAIL

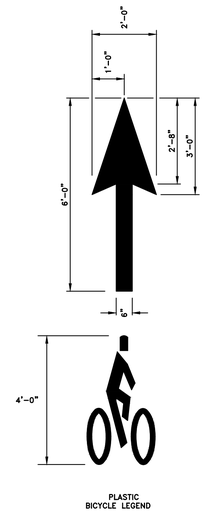

GENERAL NOTES:
1. THE MATERIALS USED FOR ALL STOP LINES, CROSSWALKS, ARROWS, PARKING DELINEATION LINES, LETTERS, LEGENDS, AND SYMBOLS SHALL BE PREMARK OR HOT TAPE PREFORMED THERMOPLASTIC 125 MIL THICKNESS.
2. THE PLASTIC MATERIAL USED TO FORM ALL LONG LINE PAVEMENT MARKINGS SHALL BE PAVE-MARK OR NORLINE THERMOPLASTIC.
3. ALL MARKINGS SHALL MEET FEDERAL METRIC STANDARDS.

BICYCLE LANE PAVEMENT MARKINGS

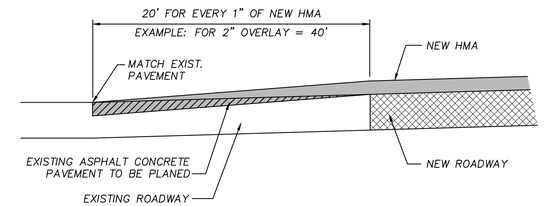

BUTT JOINT @ EXISTING PAVEMENT
N.T.S.

RAISE VALVE BOX TO GRADE

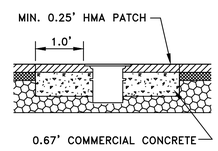

RAISE MANHOLE TO GRADE

IN ASPHALT

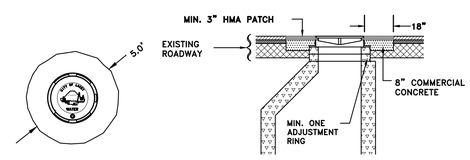

GENERAL NOTES:
1. ON MANHOLES OUTSIDE OF THE ASPHALT ADD REINFORCING STEEL AS SHOWN ABOVE, DEFORMED BAR TO MEET ASTM A615 GRADE 60 FY=60,000 P.S.I.
2. ALL WATER MANHOLE LIDS SHALL BE EAST JORDAN IRON WORKS OR OLYMPIC FOUNDARY WSDOT STYLE #MH-41 CITY OF LACEY LOGO LIDS.
3. ALL LIDS SHALL BE DUCTILE IRON AND MANUFACTURED IN THE USA.

IRON ADJUSTMENTS AND MANHOLE LOGO LIDS
N.T.S.

CITY OF LACEY, WASHINGTON
DEPARTMENT OF PUBLIC WORKS
420 COLLEGE STREET SE
LACEY, WA 98503-1238 (360) 491-5600
LACEY

DESIGNED:	BP
DRAFTED:	BP
CHECKED:	JK
HORZ. SCALE:	N.T.S.
VERT. SCALE:	N/A
FILE:	DT3

RAINIER RD PAVEMENT REPAIR
CONSTRUCTION DETAILS

REVISION BLOCK

NO.	DATE	DESCRIPTION

PAGE NO. DT1
DWG NO. D-22-22
SHEET NO. 3 OF 3