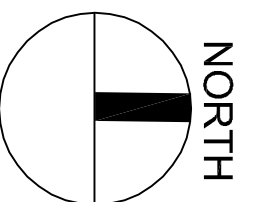
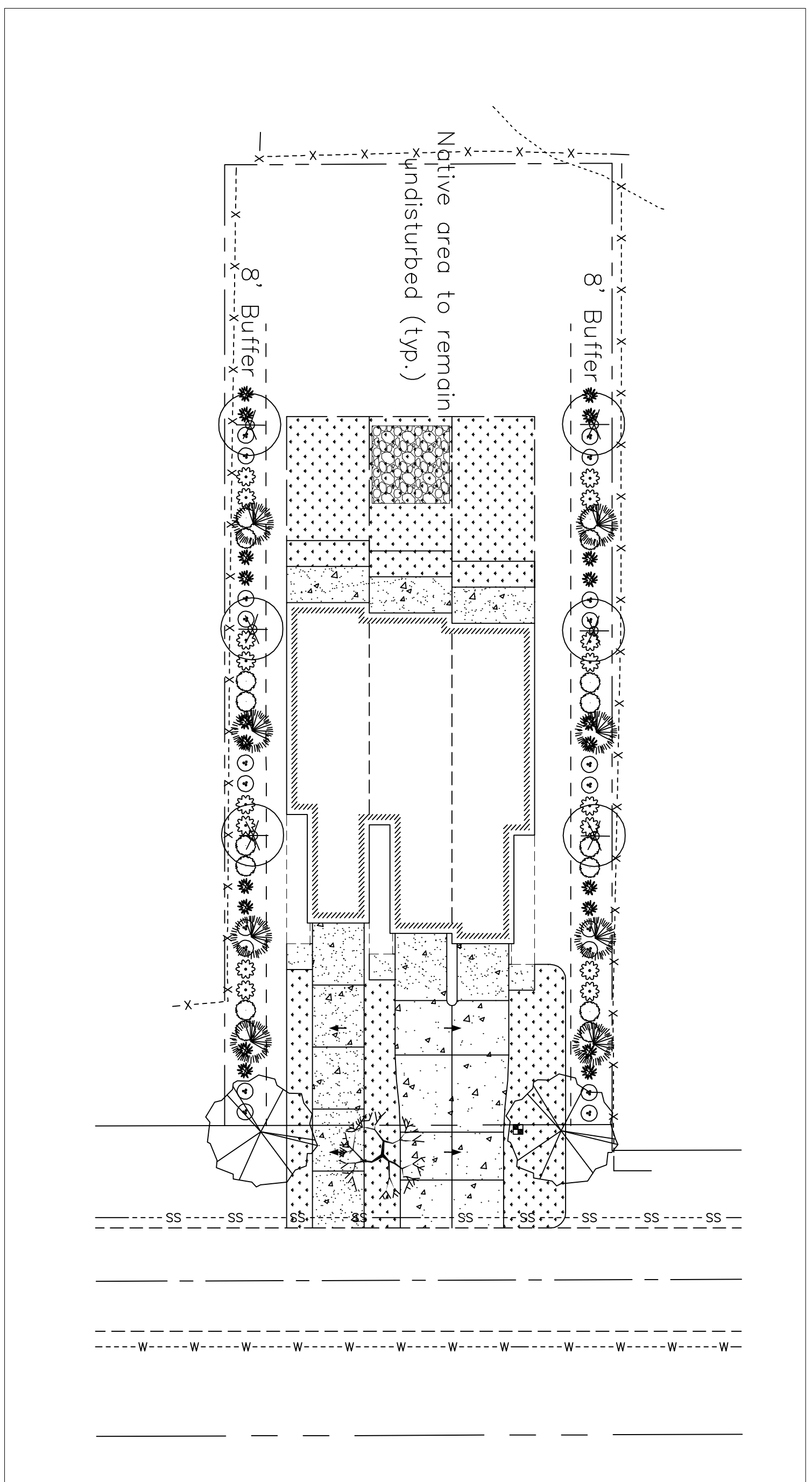


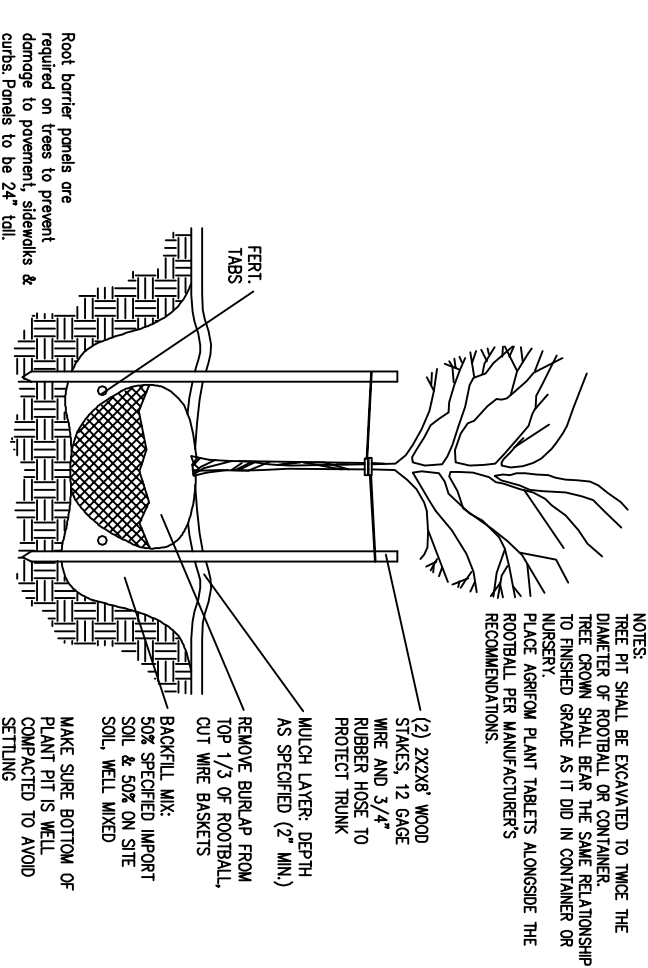
PLANT LIST

SYMBOL	SCIENTIFIC NAME	COMMON NAME	PLANTING SIZE	COMMENTS
TREES				
	Acer Freemanii 'Jeffersred'	Autumn Blaze Maple	2' Caliper	
	Thuja Plicata 'Fastigiata'	Fastigiata Western Cedar	6' ht	
	Pyrus Calleryana 'Glen's Form'	Charicleer Pear	2' Caliper	
	Prunus Cerasifera 'Thundercloud'	Thundercloud Plum		Hydroseed lawn in open space between driveways and in back yards inside fence.
SHRUBS				
	Ribes Sanguineum	Flowering Currant	3 gal	
	Rhododendron 'Jean Marie'	Jean Marie Rhodol	3 gal	
	Polystichum Munitum	Sword Fern	3 gal	
	Viburnum Davidi	David's Viburnum	3 gal	

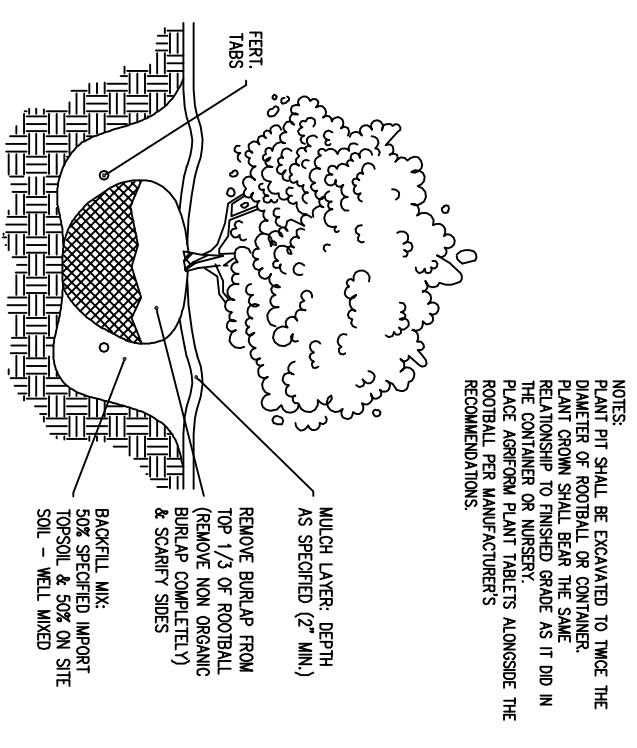


LANDSCAPE PLAN
SCALE: 1" = 20' - 0"

A TREE STAKING – DECIDUOUS
SCALE: NTS



B SHRUB PLANTING DETAIL
SCALE: NTS





Landscape Notes:

- subgrade to be thoroughly tilled or scarified to a min. 12" depth
- 6" depth of 3 Way topsoil shall be installed in new planting beds and incorporated to a depth of 12".
- 3" depth of medium grind dark bark mulch in new planting area
- installation of plant material per plan, installer to verify quantities.
- agriform, best, or equivalent plant tabs in planting pits
- planting / staking per details
- any clearing or grubbing by general contractor
- subgrades to be approved by landscape contractor prior to starting landscape work.
- provide one year written warranty for all plants
- all new plants will require temporary irrigation until established.
- Plant material has been select to take advantage of similar soil and watering requirements. Little irrigation will be required for shrubs and ground cover are native and drought tolerant.
- Leave space between building and shrubs to walk to back yards.
- Access path to remain mulch or 3" layer 5/8" minus crushed gravel path.

THIS DOCUMENT, AND THE IDEAS AND DESIGNS INCORPORATED HEREIN, AS INSTRUMENTS OF PROFESSIONAL SERVICE, ARE THE PROPERTY OF BENNIS DESIGN AND ARE NOT TO BE USED OR REPRODUCED IN WHOLE OR IN PART WITHOUT THE WRITTEN AUTHORIZATION OF BENNIS DESIGN.

THIS DRAWING MUST NOT BE SCALED. CONTRACTORS SHALL VERIFY ALL DIMENSIONS PRIOR TO COMMENCEMENT OF WORK, AND ANY OMISSIONS OR DISCREPANCIES SHALL BE REPORTED TO THE OWNER REPRESENTATIVE.



Bennis Design
2105 36th Ave SE Puyallup, WA
Phone: 253-350-5844

1129 Willow Street Triplex
1129 Willow Street SE Lacey, WA 98503
Landscape Plan

Sheet:	Design: CPB	Scale: 1" = 20'-0"
1	Drawn: CPB	Revised:
	Approved: CPB	
	Date: 12/30/2022	